








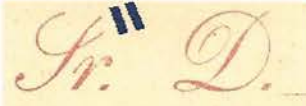









1890 PLATING	
POS.	TYPE I Description
A	Break in the top thin frame line (some cards); breaks in the <u>lower thin</u> frame line 
B	Chip in the <u>top thick</u> frame line above the "B" in CUBA 
C	Break in the fourth address line above the "o" in <i>firmado</i> 
D	Break in D; breaks in the <u>top thick</u> frame line to the left of the indicium and above the "U" in CUBA 
E	Break in the <u>bottom thick</u> frame line below the "a" in <i>firmado</i> 
F	Break in the upright trace of D 
G	Break in the first address line below the "ST" of <i>POSTAL</i>
POS.	TYPE I-A Description
AA	Break in the D and the first address line goes underneath the period following D. 
BB	The upright trace of D is very short on top 
CC	Broken "S" of Sr. 
DD	Broken "S" of Sr. 
EE	Break or notch in the lower thick frame line below the second "e" in <i>remitente</i> 
FF	Break in the <u>right thin</u> frame line to the right of and below the third address line 

1890 PLATING (continued)

POS.	TYPE I-A Description
GG	Break in the "S" of <i>Sr. D.</i> 
HH	Break in the "D" of <i>Sr. D.</i> 
II	Breaks in both "S" and "D" of <i>Sr. D.</i> 
JJ	Break in the "S" of <i>Sr. D.</i> and break in the right side of the <u>top thin</u> frame line 
KK	Break in the second "A" of <i>TARJETA</i> 

A

Break in the top thin frame line (some cards); breaks in the lower thin frame line



Some cards have this upper thin line break

ará en el reverso

T

Sr.

Tipo I



Ed 25 ca

34e

B

Chip in the top thick frame line above the "B" in CUBA



Ed 25

Var

No Cat

40e

F Break in the upright trace of *D*

D.



Ed 25cb

30E

G Break in the first address line below the "ST" of *POSTAL*



Ed 25

Var

No Cat.

40E

Pos H
Not Listed
No catalogada



Ed 25
Var
No Cat.
30E

Sr.

Tipo I-A



Ed25Ach
30c

EE Break or notch in the lower thick frame line below the second "e" in *remitente*



Ed25Ach
120c



Kd25Aca
30E

JJ Break in the "S" of Sr. D. and break in the right side of the top thin frame line



Kd25Aca
170E

Type 1

E

Break in the bottom thick frame line below the "a" in *firmado*

é irá firmado



Ed26cc
30E

Post
Not listed
No catalogada



Ed26cc
30E

Type 1

Pos M
Not Listed
No catalogada



Ed 26c
30E

Pos M
Kiss Top
left frame
line



Ed 26c
Var
40E

AA	Break in the <i>D</i> and the first address line goes underneath the period following <i>D</i> .	<i>Sr. D.</i>
----	--	---------------

T
Sr.

Tipo I-A



Fdz26Ac4
30e

JJ	Break in the "S" of <i>Sr. D.</i> and break in the right side of the <u>top thin</u> frame line	<i>Sr.</i>
----	---	------------



Fdz26Ac4
200e

1892 - Variations on the Baby King

The major change this year was the stripping of the thick and thin frame lines from the cards and printing of ten to a sheet instead of twenty. In the old cards, the total length of *TARJETA POSTAL*, including a period after it, was about 92 mm. Because of a new font used with the new cards, the length increased to about 108 mm although the height was less and the period was dropped. This new format continued through the 1898 cards which we know were printed ten to a sheet. With the previous disappearance of the background, what now remains is fairly stark by comparison. Gone too was the language requesting a "signature", replaced by the more terse: *En este lado debe escribirse solamente la dirección* or "write only the name and address on this side".

UPSS No.	Pos.	Variety Descriptions UPSS 24 is 2c green on buff; UPSS 25 is 4c carmine on buff
24a / 25a	1	"s" of <i>solamente</i> inverted and P of <i>POSTAL</i> missing serif and loop fails to close.
24b / 25b	2	Same as 1896
24c / 25c	3	?
24d / 25d	4	Broken third address line 25 mm from the left
24e / 25e	5	No significant defects
24f / 25f	6	Same as 1896 except "d" of <i>debe</i> is not broken
24g / 25g	7	Same as 1896
24h / 25h	8	Same as 1896 except first address line is not broken
24i / 25i	9	Same as 1896 with large "o" in <i>solamente</i> except "O" of <i>POSTAL</i> not broken
24j / 25j	10	Same as 1896 except address lines are not broken
Typography by the Fábrica Nacional del Sello; Size: 145 x 98 mm; Circulation: July, 1893 - 1897		

* See the corresponding position in the 1896 chart, page 39, for illustrations



UPSS 24 — 1892 — 2 centavos — Used May 1897 from Tunas de Zaza, Cuba, to New York.
Octavio Cabrera collection

inverted "s" <u>solan</u>	inverted "s" <u>solan</u>	corrected "s" <u>solamente</u>	Type 1 / Tipo 1
<u>POS</u>	<u>POS</u>	<u>POSTAL</u>	<u>POSTAL</u>
1892	1894	1896	1898



Ed 27c
130E

1892 - 1896	En este <u>l</u> ado debe <u>e</u> s	1898 Type 2	<i>Sr.</i>
----------------	--------------------------------------	----------------	------------



Ed 27
Var
No Cat.
30E

Type
3

En este lado debe escribirse 1892 - 1898



Ed27
Var
No cat.
30E

1892 -
1898

Third address line bent 16 mm from the end

1896 -
1898

TARJETA

Type
4



Ed 27
Var
No Cat
200E

1892 -
1898

Third address line bent 16 mm from the end

1896 -
1898

TARJETA

Type
4



Ed 27A
Var
No Cat.
Frangeo
extra
230E



POSTAL

POST

1892
before damage
to letters

debe

debe

1894 - 4c
damaged "d"
fixed in 1896

debe

damaged "S" to
pos. 4 in 1898
1896

Type 6

escribirse

1892 - 1898

dirección.
small break



Ed 27
Var
No Cat.
200E

Type 7

POSTAL

1892 -
1898



Ed 27
Var
No Cat.
30E

Type
3

En este lado debe escribirse 1892 - 1898




Ed 28
Var
No Cat.
60E

1892 - 1896



1896 - 1898

Type 10



Ed 28
Var
No Cat.
60E

1894 - More Variations on the Baby King

The only changes in 1894 were in the color of the indicia, as shown below. The 2 centavos indicium changed from an yellow-green to dark brown and the 4 centavos indicium changed from carmine to dark blue.



1892 — 2 centavos 1892 — 4 centavos 1894 — 2 centavos 1894 — 4 centavos

As you can see, the 2 centavos green on buff was a disaster from a design point of view even though the baby head was distinctive and attractive. The design of dark brown and blue on buff was better in 1894. They looked even better in the 1896 reprints on yellow card stock.

UPSS No.	Pos.	Variety Descriptions* UPSS 26 is 2c dark brown on buff; UPSS 27 is 4c dark blue on buff
26a / 27a	1	Same as 1896 except "s" of <i>solamente</i> inverted and address lines are normal
26b / 27b	2	Same as 1896
26c / 27c	3	Same as 1896
26d / 27d	4	Same as 1896 except second "T" of <i>TARJETA</i> is intact
26e / 27e	5	Same as 1896
26f / 27f	6	Same as 1896 except "d" of <i>debe</i> is not broken
26g / 27g	7	Same as 1896
26h / 27h	8	Same as 1896 except first address line is not broken
26i / 27i	9	Same as 1896 with large "o" in <i>solamente</i> except "O" of <i>POSTAL</i> not broken
26j / 27j	10	Same as 1896 except address lines are not broken

Typography by Fábrica Nacional de Moneda y Timbre; Size: 145 x 98 mm; Circulation: July 1894 - 96

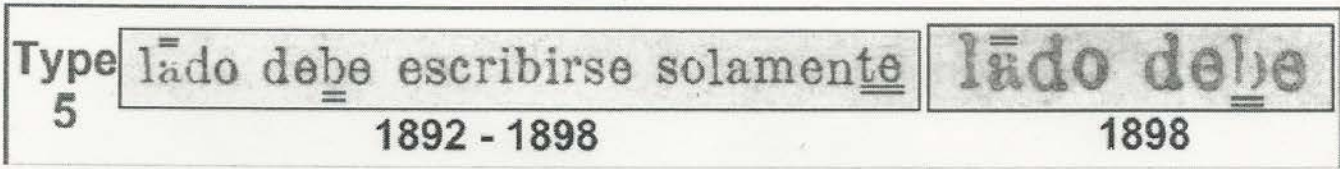
* See the corresponding position in the 1896 chart, page 39, for illustrations



The cards had two major (and other minor) variations: the "s" of *solamente* was inverted in Position 1 (this was corrected in 1896, contrary to what Edifil shows for its Nos. 27Ac and 30c) and the "o" was in a larger font in Position 9.



Ed 29c
180E



Ed 29
Var
No Cat.
200E

Type
3

En este lado debe escribirse 1892 - 1898

TARJETA



POSTAL

Sr. D.

En este lado debe escribirse solamente la dirección.

Ed 29
Var
No Cat.
60E

Type
3

En este lado debe escribirse 1892 - 1898

Via Estados Unidos.

TARJETA



POSTAL

Sr. D. Herrn Beutelsmann,

Verlagsbuchhandlung,

Gietersloh

Deutschland.

En este lado debe escribirse solamente la dirección.

Ed 29
Var
No Cat.
200E



POSTAL

POST

1892
before damage
to letters

debe

debe

1894 - 4c
damaged "d"
fixed in 1896

debe

damaged "S" to
pos. 4 in 1898
1896

Type 6

escribirse

1892 - 1898

dirección.
small break



Ed 29
Var
No Cat.
200E



Ed 29
Var
No Cat
60E

inverted "s" solan	inverted "s" solam	corrected "s" solamente	Type 1 / Tipo 1
POS	POS	POSTAL	POSTAL
1892	1894	1896	1898



Ed30c
120E

Type 5	<u>l</u> ado debe escribirse solamente	<u>l</u> ado debe
	1892 - 1898	1898



Ed30
Var
No Cat
60E



POSTAL

POST

1892
before damage
to letters

debe

debe

1894 - 4c
damaged "d"
fixed in 1896

debe

damaged "S" to
pos. 4 in 1898
1896

Type 6

escribirse

1892 - 1898

dirección.
small break

TARJETA



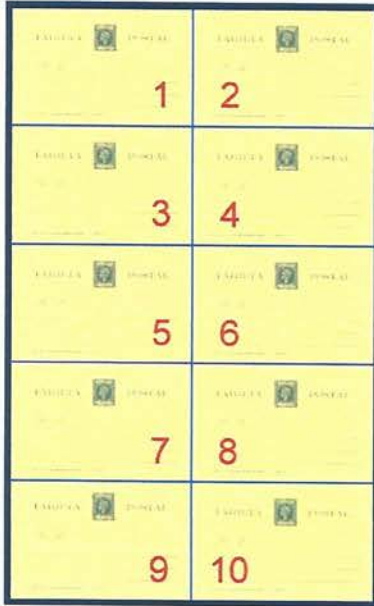
POSTAL

Sr. D.

.....
.....
.....

En este lado debe escribirse solamente la dirección.

Ed 30
Var
No Cat.
60c









Scheme showing how 10 cards were printed on a single sheet



Four indicia for 1898

Position	Characteristics of the 1898 Single Cards	
1	Various defects to the P, S, T and L of <i>POSTAL</i> ; the "S" break being most notable.	
2	"S" in <i>Sr.</i> broken at top; second and third address lines are 2 mm shorter; fourth line ends with the periods run together.	
3	Very small break in "S" of <i>Sr.</i> ; notch in left side of "t" in <i>este</i> ; third address line has break 46 mm from the right and fourth address line has break 50 mm from the right	
4	Small break in serif of "R" top left of second "T" in <i>TARJETA</i> is shattered; the straight upright of the "D" in <i>Sr. D.</i> does not cross the curved portion; "S" in <i>POSTAL</i> deformed on the bottom; break near beginning of third address line.	

Position	Characteristics of the 1898 Single Cards	
5	<p>Broken "r" and upright of "D" in <i>Sr. D.</i>; "P" of <i>POSTAL</i> fails to close; break in "b" of <i>debe</i>; "o" of <i>solamente</i> broken and its "e" is closed.</p>	
6	<p>Notch in right leg of second "A" of <i>TARJETA</i>; "P" of <i>POSTAL</i> fails to close; fourth address line is broken near the beginning and third line undulates above it.</p>	
7	<p>Break (some cards have two breaks) in top of "S" of <i>Sr.</i>; first address line undulates; dent in right curve of "S" and "P" fails to close in <i>POSTAL</i>; "o" of <i>solamente</i> in larger font; third address line broken near the end and periods on at the end of the fourth line are smashed together.</p>	
8	<p>Break in top of "S" of <i>POSTAL</i>; notch in the right middle of the "l" of <i>solamente</i>; upright of <i>D</i> is broken as is following line.</p>	
9	<p>Break in the bottom of "O" of <i>POSTAL</i>; 17 mm gap between first and second address lines; "d" of <i>lado</i> broken twice and the "b" of <i>debe</i> fails to close.</p>	
10	<p>Small break in top of "E" of <i>TARJETA</i>; breaks at beginning of second address line and two breaks in the third address line 4.5 mm and 41 mm from the start of that line.</p>	

Position

Characteristics of the 1898 Single Cards

1

Various defects to the P, S, T and L of *POSTAL*; the "S" break being most notable.

POSTAL



Ed31c
30E

4

Small break in serif of "R" top left of second "T" in *TARJETA* is shattered; the straight upright of the "D" in *Sr. D.* does not cross the curved portion; "S" in *POSTAL* deformed on the bottom; break near beginning of third address line.

TARJETA
D... POST



Ed31c
30E

4

Small break in serif of "R" top left of second "T" in *TARJETA* is shattered; the straight upright of the "D" in *Sr. D.* does not cross the curved portion; "S" in *POSTAL* deformed on the bottom; break near beginning of third address line.

TARJETA
D... POST



Ed31c
MF
406

4

Small break in serif of "R" top left of second "T" in *TARJETA* is shattered; the straight upright of the "D" in *Sr. D.* does not cross the curved portion; "S" in *POSTAL* deformed on the bottom; break near beginning of third address line.

TARJETA
D... POST



Ed31c
MF
506

So how do you get from the single cards to the double cards? Remember that we numbered the single positions 1...10 going across and down? After the printers changed the indicia to print all four denominations they flipped cards numbered 3, 4, 7 and 8 over 180 degrees so they had 8 single positions transformed into 4 double tête-bêche cards. They then proceeded to add the note at the bottom of each card and then print all four denominations of the double cards by substituting the indicia and ink color. Thus one type setting yielded four single and four double cards.



1898 Card Plating

Double card No. 1 =
Single card 3 message &
Single card 5 reply

Double card No. 2 =
Single card 4 message &
Single card 6 reply

Double card No. 3 =
Single card 7 message &
Single card 9 reply

Double card No. 4 =
Single card 8 message &
Single card 10 reply

Single cards 1 and 2 were not utilized in the making of the double cards.

Salmon colored cards are decidedly more rare than yellow cards. They were apparently printed after the yellow cards because more deterioration of the plates is reflected in the cards. The card additional damage is shown in the following table:

1898 salmon double cards — Additional Varieties	
No. 1 – Message (Single No. 3)	Additional break in first address line; new break in loop of “S” of <i>Sr.</i>
No. 1 – Reply (Single No. 5)	New break in the middle of the second address line
No. 2 – Message (Single No. 4)	Second address line begins 5 mm after the others; new break in the base of the “E” of <i>TARJETA</i>
No. 2 – Reply (Single No. 6)	Undulation in the third address line; break near the beginning of the fourth address line
No. 3 – Message (Single No. 7)	Deformation near the start of first address line in 5m and 1c cards
No. 3 – Reply (Single No. 9)	Break in the bottom part of the “O” of <i>POSTAL</i>
No. 4 – Message (Single No. 8)	The P in <i>POSTAL</i> fails to close
No. 4 – Reply (Single No. 10)	No significant differences

Thus comes to a close the almost 400 year rule of Cuba by Spain. Another chapter starts, that of the American intervention and its many postal wonders and oddities. But that is a story for another day. For the postal stationery history of that time, please see UPSS’s *The Postal Stationery of the Possessions and Administrative Areas of the United States of America* which has sections on Cuba, Philippines and Puerto Rico, among others.

Double card No. 1 =
Single card 3 message &
Single card 5 reply

1898. Alfonso XIII. Cadete.
5 mils. + 5 mils., carmín. Cartulina amarilla.
Tarjeta de ida y vuelta con respuesta pagada.

RESPUESTA

En este lado debe escribirse solamente la dirección.

.....


.....

.....

.....

Sr. D.


POSTAL



TARJETA

CS

TARJETA



POSTAL

Sr. D.

.....

.....

.....

En este lado debe escribirse solamente la dirección. La otra tarjeta es para la respuesta.

Ed 35
Var
No Cat.
406

Double card No. 2 =
Single card 4 message &
Single card 6 reply

1898. Alfonso XIII. Cadete.
5 mils. + 5 mils., carmín. Cartulina amarilla.
Tarjeta de ida y vuelta con respuesta pagada.

RESPUESTA

En este lado debe escribirse solamente la dirección.

.....

.....

.....

.....

D. S.

POSTAL



TARJETA

TARJETA



POSTAL

Sr. D.

.....

.....

.....

En este lado debe escribirse solamente la dirección.

La otra tarjeta es para la respuesta.

S. V. 37

Ed 35c
42c

Double card No. 3 =
Single card 7 message &
Single card 9 reply

1898-99. Alfonso XIII. Cadete.


VARIETADES: SEPARACION DE 17 mm., EN VEZ DE 10 mm., ENTRE LA 1ª Y
LA 2ª LINEA DE LA DIRECCION Y "0" DE POSTAL ROTA EN LA VUELTA.
5 mil. + 5 mil., carmin. Cartulina amarilla.

RESPOSTA

En este lado debe escribirse solamente la dirección.

D. S.

POSTAL



TARJETA

TARJETA



POSTAL

Sr. D.

En este lado debe escribirse solamente la dirección. *La otra tarjeta es para la respuesta.*

Ed 350
420

Double card No. 3 =
Single card 7 message &
Single card 9 reply

1898-99. Alfonso XIII. Cadete.

VARIETADES: SEPARACION DE 17 mm., EN VEZ DE 10 mm., ENTRE LA 1ª Y
LA 2ª LINEA DE LA DIRECCION.

5 mil. + 5 mil., carmín. VARIEDAD: CARTULINA COLOR SALMON:.

RESPUESTA

En este lado debe escribirse solamente la dirección.

Sr. D.

POSTAL



TARJETA

TARJETA



POSTAL

Sr. D.

En este lado debe escribirse solamente la dirección. La otra tarjeta es para la respuesta.

Kd35A
120E

8

Break in top of "S" of *POSTAL*; notch in the right middle of the "l" of *solamente*; upright of *D* is broken as is following line.

so^lamente
OS D



Ed 36cc
48E

10

Small break in top of "E" of *TARJETA*; breaks at beginning of second address line and two breaks in the third address line 4.5 mm and 41 mm from the start of that line.

TARJETA



Ed 36
Var
No Cat.
50E

Double card No. 1 =
Single card 3 message &
Single card 5 reply

1898. Alfonso XIII. Cadete.
1 ctvo. + 1 ctvo., verde. Cartulina amarilla.
Tarjeta de ida y vuelta con respuesta pagada.

En este lado debe escribirse solamente la dirección.

RESPOSTA

.....

.....

.....

.....

S. D.

POSTAL



TARJETA

TARJETA



POSTAL

S. D.

.....

.....

.....

.....

En este lado debe escribirse solamente la dirección.

La otra tarjeta es para la respuesta.

Kd 36
40E

Double card No. 2 =
Single card 4 message &
Single card 6 reply

RESPUESTA

En este lado debe escribirse solamente la dirección.

.....

.....

.....

.....

Sr. D.

POSTAL



TARJETA

TARJETA



POSTAL

Sr. D.

.....

.....

.....

.....

En este lado debe escribirse solamente la dirección. La otra tarjeta es para la respuesta.

3371

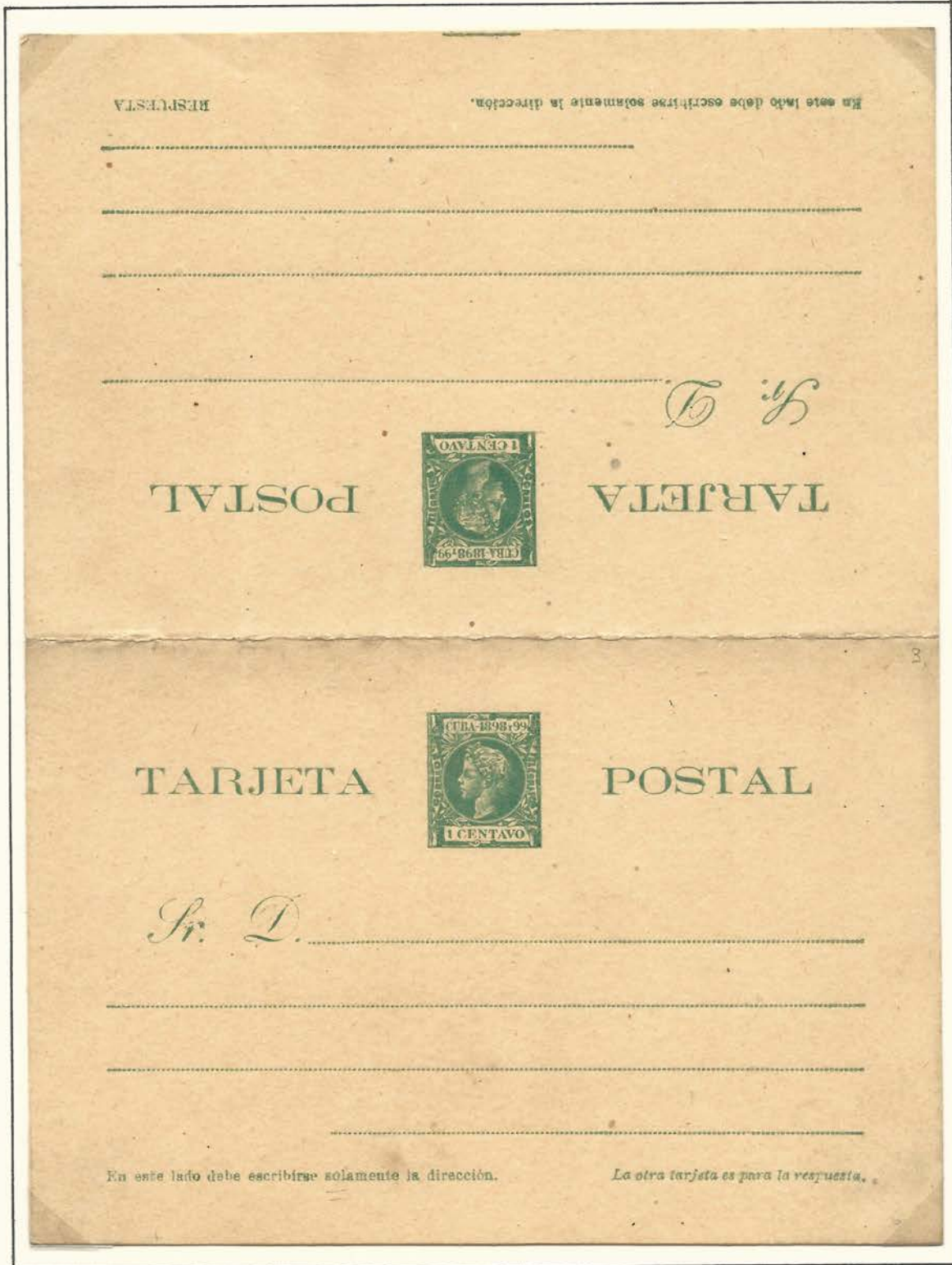
Ed 36
406

Double card No. 3 =
Single card 7 message &
Single card 9 reply

1898-99. Alfonso XIII. Cadete.

VARIIDADES: SEPARACION DE 17 mm., EN VEZ DE 10 mm., ENTRE LA 1ª Y LA 2ª LINEA DE LA DIRECCION Y "O" DE POSTAL ROTA EN LA VUELTA.

1 ctvo. + 1 ctvo., verde. Cartulina amarilla.



Fd 360
48E


Double card No. 4 =
Single card 8 message &
Single card 10 reply

RESPUESTA


En este lado debe escribirse solamente la dirección.

S. S.

POSTAL TARJETA




TARJETA POSTAL



Sr. D.


En este lado debe escribirse solamente la dirección. La otra tarjeta es para la respuesta

Ed 36 cc
48e

Position	Characteristics of the 1898 Single Cards
1	Various defects to the P, S, T and L of <i>POSTAL</i> ; the "S" break being most notable. 



Kd330
30E

2	"S" in Sr. broken at top; second and third address lines are 2 mm shorter; fourth line ends with the periods run together. 
---	---



Kd33
Var
No Cat.
40E

6

Notch in right leg of second "A" of *TARJETA*; "P" of *POSTAL* fails to close; fourth address line is broken near the beginning and third line undulates above it.

TARJETA
POSTAL

3rd Address Line

.....

4th Address Line

.....



Ed 33
Var
No Cat
40E

8

Break in top of "S" of *POSTAL*; notch in the right middle of the "l" of *solamente*; upright of *D* is broken as is following line.

solamente
POSTAL



Ed 33cc
50E

Double card No. 1 =
 Single card 3 message &
 Single card 5 reply

1898. Alfonso XIII. Cadete.
 2 ctvos. + 2 ctvos., violeta. Cartulina amarilla.
 Tarjeta de ida y vuelta con respuesta pagada.

RESPUESTA

En este lado debe escribirse solamente la dirección.

.....


.....

.....

.....


Sr. D.

POSTAL



TARJETA

TARJETA



POSTAL

Sr. D.

.....

.....

.....

.....

En este lado debe escribirse solamente la dirección.

La otra tarjeta es para la respuesta.

Ed 37
 Var
 No Cat.
 406

Double card No. 2 =
Single card 4 message &
Single card 6 reply

RESPUESTA

En este lado debe escribirse solamente la dirección.

.....
.....
.....
.....

D. H.

POSTAL



TARJETA

TARJETA



POSTAL

Sr. D......
.....
.....
.....

En este lado debe escribirse solamente la dirección.

La otra tarjeta es para la respuesta.

Ed 37
48E

Double card No. 2 =
Single card 4 message &
Single card 6 reply

1898-99. Alfonso XIII. Cadete.

2 ctvos. + 2 ctvos., violeta. VARIEDAD: CARTULINA COLOR ANTEADO.

Tarjeta de ida y vuelta con respuesta pagada.

RESPUESTA

En este lado debe escribirse solamente la dirección.

.....


.....

.....

.....


D. H.

POSTAL



TARJETA

TARJETA



POSTAL

Sr. D.

.....

.....

.....

En este lado debe escribirse solamente la dirección.

La otra tarjeta es para la respuesta.

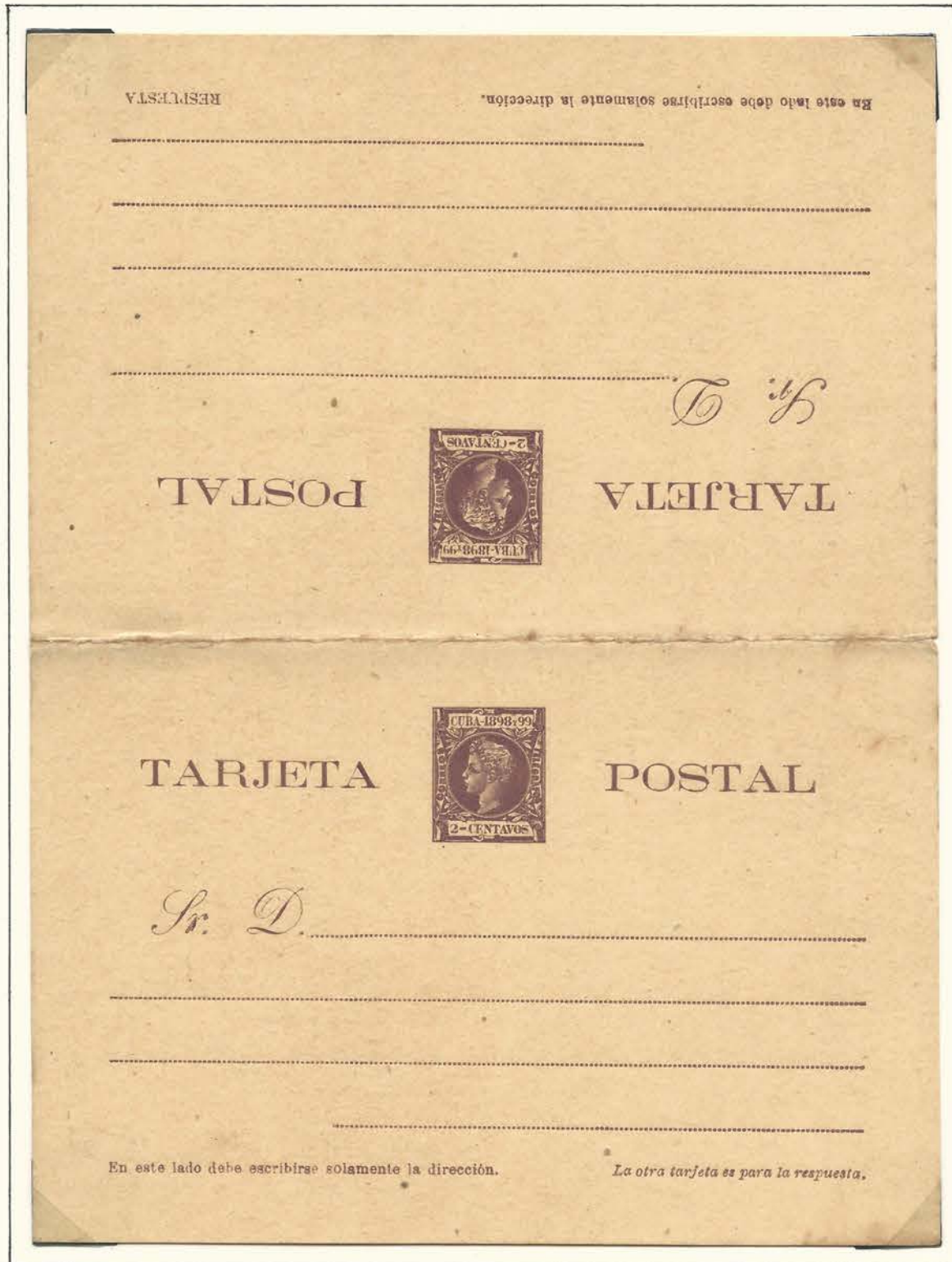
Kd37A
120e

Double card No. 3 =
Single card 7 message &
Single card 9 reply

1898-99. Alfonso XIII. Cadete.

VARIETADES: SEPARACION DE 17 mm., EN VEZ DE 10 mm., ENTRE LA 1ª Y LA 2ª LÍNEA DE LA DIRECCION Y "O" DE POSTAL ROTA EN LA VUELTA.

2 ctvos. + 2 ctvos., violeta. Cartulina amarilla.



Ed 370
54E

2

"S" in Sr. broken at top; second and third address lines are 2 mm shorter; fourth line ends with the periods run together.

Sr.



Ed34
Vor
No Cat.
30E

8

Break in top of "S" of *POSTAL*; notch in the right middle of the "l" of *solamente*; upright of *D* is broken as is following line.

solamente

OS

D



Ed34cc
50E

5

Broken "r" and upright of "D" in *Sr. D.*; "P" of *POSTAL* fails to close; break in "b" of *debe*; "o" of *solamente* broken and its "e" is closed.

Sr. D.
PC

lado debe escribirse solamente

1898. Alfonso XIII. Cadete.
5 mils., carmín.



Ed 34
Var
No Cat
30B

6

Notch in right leg of second "A" of *TARJETA*; "P" of *POSTAL* fails to close; fourth address line is broken near the beginning and third line undulates above it.

TA
PC

3rd Address Line
.....

4th Address Line
.....



Ed 34
Var
No Cat
30E

Break in the bottom of "O" of *POSTAL*; 17 mm gap between first and second address lines; "d" of *lado* broken twice and the "b" of *debe* fails to close.

9



Second address line

POST



Third address line



En este lado debe



Ed 34
Var
No Cat.
30E

Double card No. 1 =
Single card 3 message &
Single card 5 reply

En este lado debe escribirse solamente la dirección.

RESPUESTA

.....

.....

.....

.....

Sr. D.

POSTAL TARJETA



TARJETA POSTAL

Sr. D.

.....

.....

.....

En este lado debe escribirse solamente la dirección. La otra tarjeta es para la respuesta.

Ed 38
Var
No Cat
406

Double card No. 2 =
Single card 4 message &
Single card 6 reply

1898-99. Alfonso XIII. Cadete.

3 ctvos. + 3 ctvos., castaño rojo. VARIEDAD: CARTULINA COLOR ANTEADO.

VARIEDAD: 2ª LINEA DE LA DIRECCION MAS CORTA A LA IZQUIERDA. EN LA IDA.

Tarjeta de ida y vuelta con respuesta pagada.

RESPUESTA

En este lado debe escribirse solamente la dirección.

.....

.....

.....

.....

T. F.

POSTAL



TARJETA

TARJETA



POSTAL

Sr. D.

.....

.....

.....

En este lado debe escribirse solamente la dirección.

La otra tarjeta es para la respuesta.

Kd 38A
120E

Double card No. 3 =
Single card 7 message &
Single card 9 reply

1898-99. Alfonso XIII. Cadete.

VARIEDADES: SEPARACION DE 17 mm., EN VEZ DE 10 mm., ENTRE LA 1ª Y LA 2ª LINEA DE LA DIRECCION Y "O" DE "POSTAL" ROTA EN LA VUELTA.

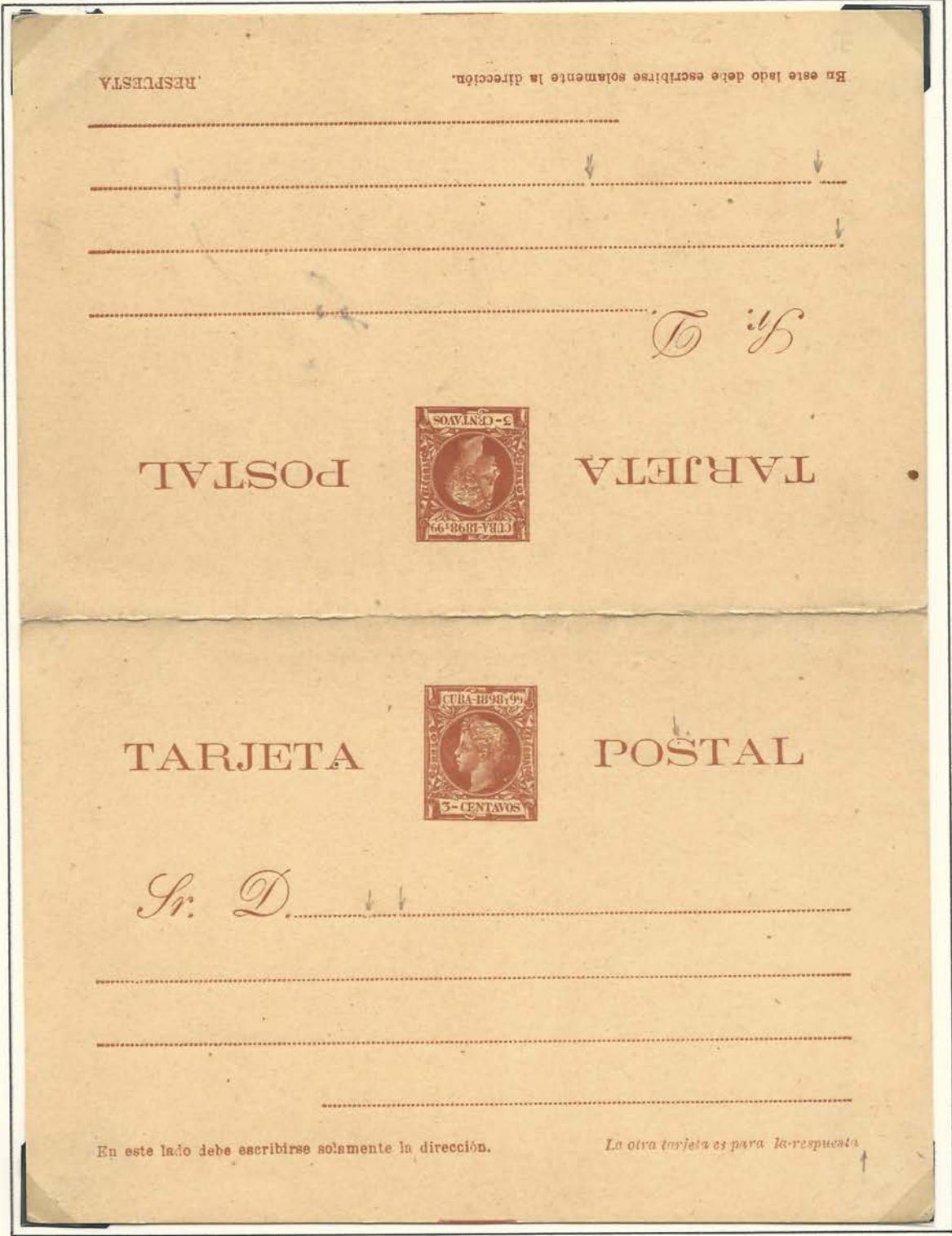
3 ctvos + 3 ctvos, castaño rojo. Cartulina amarilla.



Ed38cc
54E

Double card No. 4 =
Single card 8 message &
Single card 10 reply

1898. Alfonso XIII. Cadete.
3 ctvos. + 3 ctvos., castaño. Cartulina amarilla.
Tarjeta de ida y vuelta con respuesta pagada.



Ed 38c
54e

Valor de catálogo Edifil de esta colección = 4.538 Euros.
Edifil catalog value of this collection is 4,538 Euros.