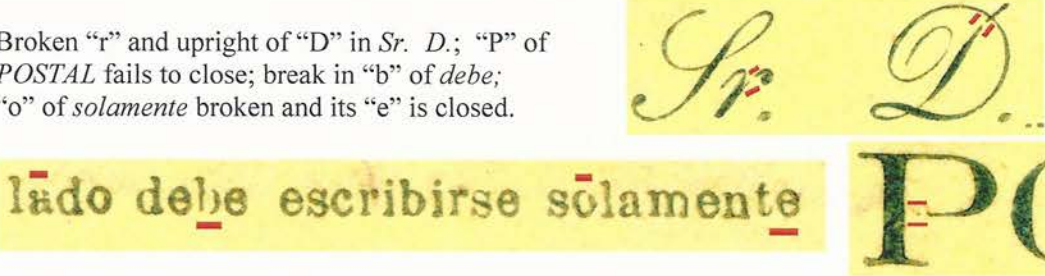
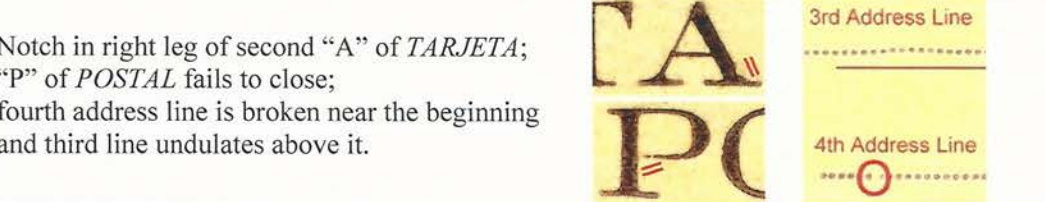
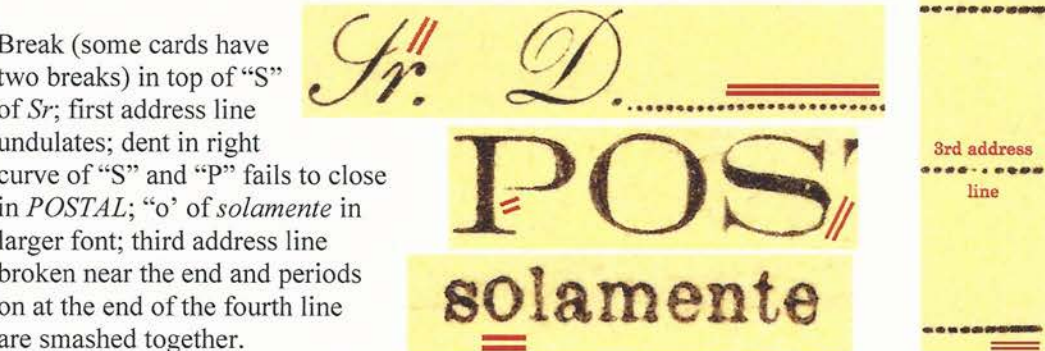

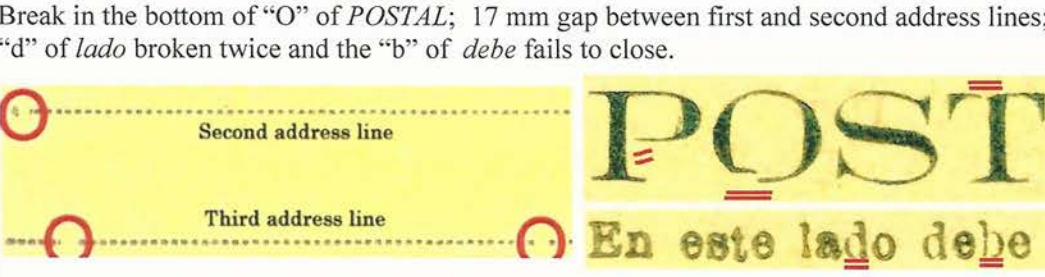



Scheme showing how 10 cards were printed on a single sheet



Four indicia for 1898

Position	Characteristics of the 1898 Single Cards	
1	Various defects to the P, S, T and L of <i>POSTAL</i> ; the "S" break being most notable.	
2	"S" in <i>Sr.</i> broken at top; second and third address lines are 2 mm shorter; fourth line ends with the periods run together.	
3	Very small break in "S" of <i>Sr.</i> ; notch in left side of "t" in <i>este</i> ; third address line has break 46 mm from the right and fourth address line has break 50 mm from the right	
4	Small break in serif of "R" top left of second "T" in <i>TARJETA</i> is shattered; the straight upright of the "D" in <i>Sr. D.</i> does not cross the curved portion; "S" in <i>POSTAL</i> deformed on the bottom; break near beginning of third address line.	

Position	Characteristics of the 1898 Single Cards
5	<p>Broken “r” and upright of “D” in <i>Sr. D.</i>; “P” of <i>POSTAL</i> fails to close; break in “b” of <i>debe</i>; “o” of <i>solamente</i> broken and its “e” is closed.</p> 
6	<p>Notch in right leg of second “A” of <i>TARJETA</i>; “P” of <i>POSTAL</i> fails to close; fourth address line is broken near the beginning and third line undulates above it.</p> 
7	<p>Break (some cards have two breaks) in top of “S” of <i>Sr.</i>; first address line undulates; dent in right curve of “S” and “P” fails to close in <i>POSTAL</i>; “o” of <i>solamente</i> in larger font; third address line broken near the end and periods on at the end of the fourth line are smashed together.</p> 
8	<p>Break in top of “S” of <i>POSTAL</i>; notch in the right middle of the “l” of <i>solamente</i>; upright of <i>D</i> is broken as is following line.</p> 
9	<p>Break in the bottom of “O” of <i>POSTAL</i>; 17 mm gap between first and second address lines; “d” of <i>lado</i> broken twice and the “b” of <i>debe</i> fails to close.</p> 
10	<p>Small break in top of “E” of <i>TARJETA</i>; breaks at beginning of second address line and two breaks in the third address line 4.5 mm and 41 mm from the start of that line.</p> 

Position

Characteristics of the 1898 Single Cards

1

Various defects to the P, S, T and L of *POSTAL*; the "S" break being most notable.

POSTAL



Ed31c  
30E

4

Small break in serif of "R" top left of second "T" in *TARJETA* is shattered; the straight upright of the "D" in *Sr. D.* does not cross the curved portion; "S" in *POSTAL* deformed on the bottom; break near beginning of third address line.

TARJETA  
D... POST



Ed31c  
30E

4

Small break in serif of "R" top left of second "T" in *TARJETA* is shattered; the straight upright of the "D" in *Sr. D.* does not cross the curved portion; "S" in *POSTAL* deformed on the bottom; break near beginning of third address line.

TARJETA  
D... POST



Ed31c  
MF  
406

MF=Matasellos de Favor or Cancelled to Order (CTO)

4

Small break in serif of "R" top left of second "T" in *TARJETA* is shattered; the straight upright of the "D" in *Sr. D.* does not cross the curved portion; "S" in *POSTAL* deformed on the bottom; break near beginning of third address line.

TARJETA  
D... POST



Ed31c  
MF  
506

So how do you get from the single cards to the double cards? Remember that we numbered the single positions 1...10 going across and down? After the printers changed the indicia to print all four denominations they flipped cards numbered 3, 4, 7 and 8 over 180 degrees so they had 8 single positions transformed into 4 double tête-bêche cards. They then proceeded to add the note at the bottom of each card and then print all four denominations of the double cards by substituting the indicia and ink color. Thus one type setting yielded four single and four double cards.



**1898 Card Plating**

Double card No. 1 =  
Single card 3 message &  
Single card 5 reply

Double card No. 2 =  
Single card 4 message &  
Single card 6 reply

Double card No. 3 =  
Single card 7 message &  
Single card 9 reply

Double card No. 4 =  
Single card 8 message &  
Single card 10 reply

Single cards 1 and 2 were not utilized in the making of the double cards.

Salmon colored cards are decidedly more rare than yellow cards. They were apparently printed after the yellow cards because more deterioration of the plates is reflected in the cards. The card additional damage is shown in the following table:

1898 salmon double cards — Additional Varieties	
No. 1 – Message (Single No. 3)	Additional break in first address line; new break in loop of “S” of <i>Sr.</i>
No. 1 – Reply (Single No. 5)	New break in the middle of the second address line
No. 2 – Message (Single No. 4)	Second address line begins 5 mm after the others; new break in the base of the “E” of <i>TARJETA</i>
No. 2 – Reply (Single No. 6)	Undulation in the third address line; break near the beginning of the fourth address line
No. 3 – Message (Single No. 7)	Deformation near the start of first address line in 5m and 1c cards
No. 3 – Reply (Single No. 9)	Break in the bottom part of the “O” of <i>POSTAL</i>
No. 4 – Message (Single No. 8)	The P in <i>POSTAL</i> fails to close
No. 4 – Reply (Single No. 10)	No significant differences

Thus comes to a close the almost 400 year rule of Cuba by Spain. Another chapter starts, that of the American intervention and its many postal wonders and oddities. But that is a story for another day. For the postal stationery history of that time, please see UPSS’s *The Postal Stationery of the Possessions and Administrative Areas of the United States of America* which has sections on Cuba, Philippines and Puerto Rico, among others.

Double card No. 1 =  
Single card 3 message &  
Single card 5 reply

1898. Alfonso XIII. Cadete.  
5 mils. + 5 mils., carmín. Cartulina amarilla.  
Tarjeta de ida y vuelta con respuesta pagada.

RESPUESTA

En este lado debe escribirse solamente la dirección.

.....


.....

.....

.....

*Sr. D.*


POSTAL



TARJETA

*CS*

TARJETA



POSTAL

*Sr. D.* .....

.....

.....

.....

En este lado debe escribirse solamente la dirección. La otra tarjeta es para la respuesta.

Ed 35  
Var  
No Cat.  
406

Double card No. 2 =  
 Single card 4 message &  
 Single card 6 reply

1898. Alfonso XIII. Cadete.  
 5 mils. + 5 mils., carmín. Cartulina amarilla.  
 Tarjeta de ida y vuelta con respuesta pagada.

RESPUESTA

En este lado debe escribirse solamente la dirección.

.....

.....

.....

.....

*D. S.*

POSTAL



TARJETA

---

TARJETA



POSTAL

*Sr. D.*

.....

.....

.....

En este lado debe escribirse solamente la dirección.

La otra tarjeta es para la respuesta.

*S. V. 37*

*Ed 35c  
 42c*

Double card No. 3 =  
Single card 7 message &  
Single card 9 reply

1898-99. Alfonso XIII. Cadete.

VARIIDADES: SEPARACION DE 17 mm., EN VEZ DE 10 mm., ENTRE LA 1ª Y  
LA 2ª LINEA DE LA DIRECCION Y "0" DE POSTAL ROTA EN LA VUELTA.  
5 mil. + 5 mil., carmin. Cartulina amarilla.

RESPOSTA

En este lado debe escribirse solamente la dirección.

-----

-----

-----

-----

*D. S.*

POSTAL



TARJETA

TARJETA



POSTAL

*Sr. D.*

-----

-----

-----

-----

En este lado debe escribirse solamente la dirección. *La otra tarjeta es para la respuesta.*

Ed 350  
420



Double card No. 3 =  
Single card 7 message &  
Single card 9 reply

1898-99. Alfonso XIII. Cadete.

VARIETADES: SEPARACION DE 17 mm., EN VEZ DE 10 mm., ENTRE LA 1ª Y  
LA 2ª LINEA DE LA DIRECCION.

5 mil. + 5 mil., carmín. VARIEDAD: CARTULINA COLOR SALMON:.

RESPUESTA

En este lado debe escribirse solamente la dirección.

-----

-----

-----

-----

*Sr. D.*

POSTAL



TARJETA

TARJETA



POSTAL

*Sr. D.*

-----

-----

-----

-----

En este lado debe escribirse solamente la dirección. La otra tarjeta es para la respuesta.

Kd35A  
120E

8

Break in top of "S" of *POSTAL*; notch in the right middle of the "l" of *solamente*; upright of *D* is broken as is following line.

solamente  
OS D



Ed 36cc  
48E

10

Small break in top of "E" of *TARJETA*; breaks at beginning of second address line and two breaks in the third address line 4.5 mm and 41 mm from the start of that line.

TARJETA



Ed 36  
Var  
No Cat.  
50E

Double card No. 1 =  
Single card 3 message &  
Single card 5 reply

1898. Alfonso XIII. Cadete.  
1 ctvo. + 1 ctvo., verde. Cartulina amarilla.  
Tarjeta de ida y vuelta con respuesta pagada.

En este lado debe escribirse solamente la dirección.

RESPOSTA

.....


.....

.....

.....


S. D.

POSTAL



TARJETA

TARJETA



POSTAL

S. D.

.....

.....

.....

.....

En este lado debe escribirse solamente la dirección. La otra tarjeta es para la respuesta.

Kd 36  
40E

Double card No. 2 =  
Single card 4 message &  
Single card 6 reply

RESPUESTA

En este lado debe escribirse solamente la dirección.

.....

.....

.....

.....

*Sr. D.*

POSTAL



TARJETA

TARJETA



POSTAL

*Sr. D.*

.....

.....

.....

.....

En este lado debe escribirse solamente la dirección. La otra tarjeta es para la respuesta.

3371

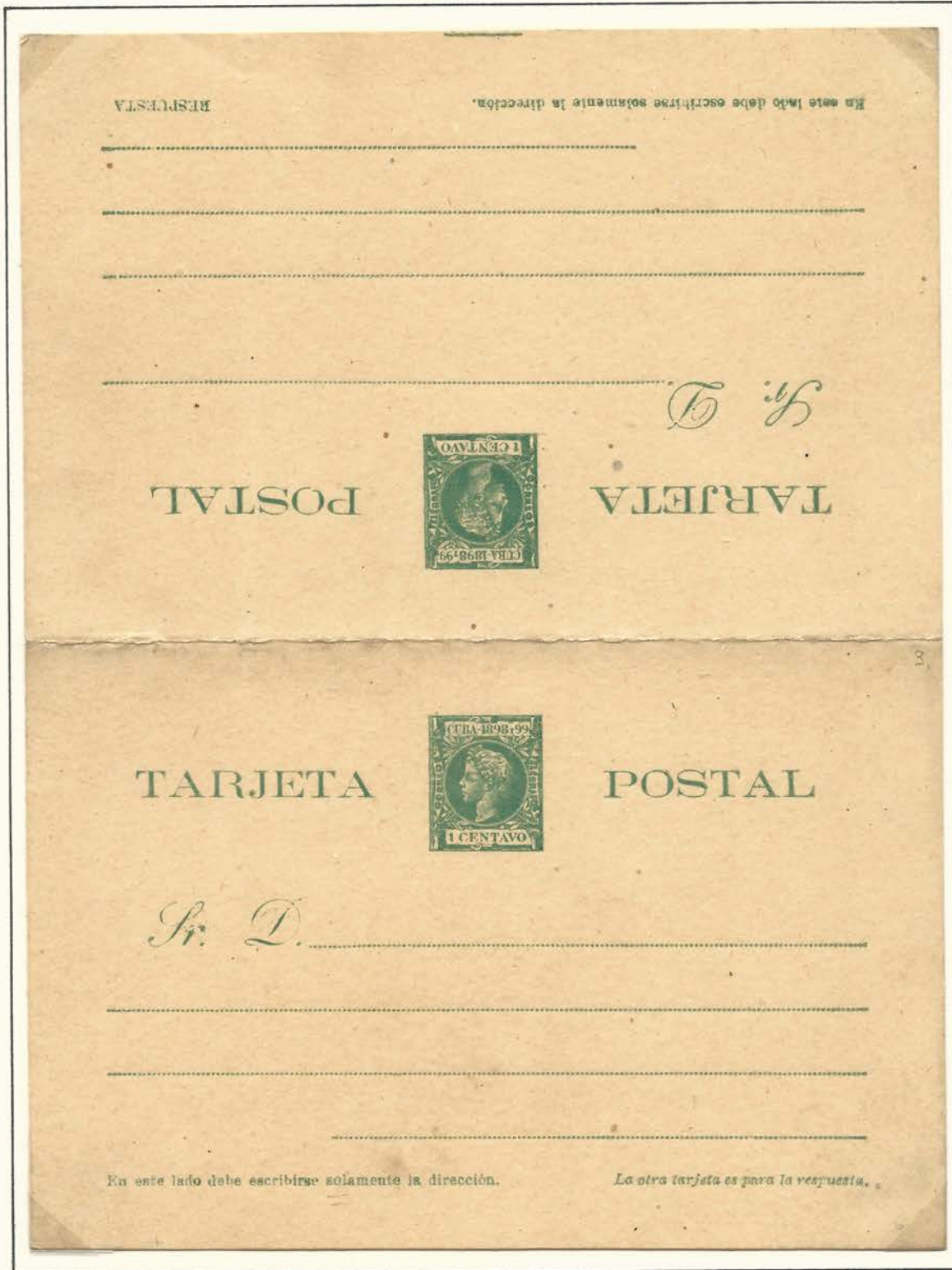
Ed 36  
406

Double card No. 3 =  
Single card 7 message &  
Single card 9 reply

1898-99. Alfonso XIII. Cadete.

VARIIDADES: SEPARACION DE 17 mm., EN VEZ DE 10 mm., ENTRE LA 1ª Y LA 2ª LINEA DE LA DIRECCION Y "O" DE POSTAL ROTA EN LA VUELTA.

1 ctvo. + 1 ctvo., verde. Cartulina amarilla.



Fd 360

48E

Double card No. 4 =  
Single card 8 message &  
Single card 10 reply

RESPUESTA

En este lado debe escribirse solamente la dirección.

-----


-----

-----


-----

*S. S.*

POSTAL TARJETA



TARJETA POSTAL



*Sr. D.*

-----


-----

-----

-----


En este lado debe escribirse solamente la dirección. La otra tarjeta es para la respuesta

Ed 36 cc  
48e

Position	Characteristics of the 1898 Single Cards
1	Various defects to the P, S, T and L of <i>POSTAL</i> ; the "S" break being most notable. 



Kd330  
30E

2	"S" in Sr. broken at top; second and third address lines are 2 mm shorter; fourth line ends with the periods run together. 
---	---



Kd33  
Var  
No Cat.  
40E

6

Notch in right leg of second "A" of *TARJETA*; "P" of *POSTAL* fails to close; fourth address line is broken near the beginning and third line undulates above it.

TA  
PC

3rd Address Line

.....

4th Address Line

.....



Ed 33  
Var  
No Cat  
40E

8

Break in top of "S" of *POSTAL*; notch in the right middle of the "l" of *solamente*; upright of *D* is broken as is following line.

solamente  
OS D



Ed 33cc  
50E



Double card No. 1 =  
Single card 3 message &  
Single card 5 reply

1898. Alfonso XIII. Cadete.  
2 ctvos. + 2 ctvos., violeta. Cartulina amarilla.  
Tarjeta de ida y vuelta con respuesta pagada.

RESPUESTA

En este lado debe escribirse solamente la dirección.

.....

.....

.....

.....

*Sr. D.*


POSTAL



TARJETA

---

TARJETA



POSTAL

*Sr. D.*.....

.....

.....

.....

En este lado debe escribirse solamente la dirección.

La otra tarjeta es para la respuesta.

Ed 37  
Var  
No Cat.  
406

Double card No. 2 =  
Single card 4 message &  
Single card 6 reply

RESPUESTA

En este lado debe escribirse solamente la dirección.

.....  
.....  
.....  
.....

*D. H.*

POSTAL



TARJETA

TARJETA



POSTAL

*Sr. D.*.....  
.....  
.....

En este lado debe escribirse solamente la dirección.

La otra tarjeta es para la respuesta.

Ed 37  
48E

Double card No. 2 =  
Single card 4 message &  
Single card 6 reply

1898-99. Alfonso XIII. Cadete.

2 ctvos. + 2 ctvos., violeta. VARIEDAD: CARTULINA COLOR ANTEADO.

Tarjeta de ida y vuelta con respuesta pagada.

RESPUESTA

En este lado debe escribirse solamente la dirección.

.....


.....

.....

.....


*D. H.*

POSTAL



TARJETA

TARJETA



POSTAL

*Sr. D.*

.....

.....

.....

.....

En este lado debe escribirse solamente la dirección. *La otra tarjeta es para la respuesta.*

Kd37A  
120e

Double card No. 3 =  
Single card 7 message &  
Single card 9 reply

1898-99. Alfonso XIII. Cadete.

VARIETADES: SEPARACION DE 17 mm., EN VEZ DE 10 mm., ENTRE LA 1ª Y LA 2ª LÍNEA DE LA DIRECCION Y "O" DE POSTAL ROTA EN LA VUELTA.

2 ctvos. + 2 ctvos., violeta. Cartulina amarilla.



Ed 370  
54E

2

"S" in Sr. broken at top; second and third address lines are 2 mm shorter; fourth line ends with the periods run together.

*Sr.*



Ed34  
Vor  
No Cat.  
30E

8

Break in top of "S" of *POSTAL*; notch in the right middle of the "l" of *solamente*; upright of *D* is broken as is following line.

*solamente*

*OS*

*D*



Ed34cc  
50E

5

Broken "r" and upright of "D" in *Sr. D.*; "P" of *POSTAL* fails to close; break in "b" of *debe*; "o" of *solamente* broken and its "e" is closed.

*Sr. D.*  
*PC*

lado debe escribirse solamente

1898. Alfonso XIII. Cadete.  
5 mils., carmín.



Ed 34  
Var  
No Cat  
30B


6

Notch in right leg of second "A" of *TARJETA*; "P" of *POSTAL* fails to close; fourth address line is broken near the beginning and third line undulates above it.

*TA*  
*PC*

3rd Address Line

4th Address Line



Ed 34  
Var  
No Cat  
30E

Break in the bottom of "O" of *POSTAL*; 17 mm gap between first and second address lines; "d" of *lado* broken twice and the "b" of *debe* fails to close.

9



Second address line

POST



Third address line



En este lado debe



Ed 34  
Var  
No Cat.  
30E

Double card No. 1 =  
Single card 3 message &  
Single card 5 reply

En este lado debe escribirse solamente la dirección.

RESPUESTA

.....

.....

.....

.....

*Sr. D.*

POSTAL TARJETA



TARJETA POSTAL



TARJETA POSTAL

*Sr. D.* .....

.....

.....

.....

En este lado debe escribirse solamente la dirección. La otra tarjeta es para la respuesta.

Ed 38  
Var  
No Cat  
406



Double card No. 2 =  
Single card 4 message &  
Single card 6 reply

1898-99. Alfonso XIII. Cadete.

3 ctvos. + 3 ctvos., castaño rojo. VARIEDAD: CARTULINA COLOR ANTEADO.

VARIEDAD: 2ª LINEA DE LA DIRECCION MAS CORTA A LA IZQUIERDA. EN LA IDA.

Tarjeta de ida y vuelta con respuesta pagada.

RESPUESTA

En este lado debe escribirse solamente la dirección.

.....

.....

.....

.....

*T. F.*

POSTAL



TARJETA

TARJETA



POSTAL

*Sr. D.*

.....

.....

.....

En este lado debe escribirse solamente la dirección.

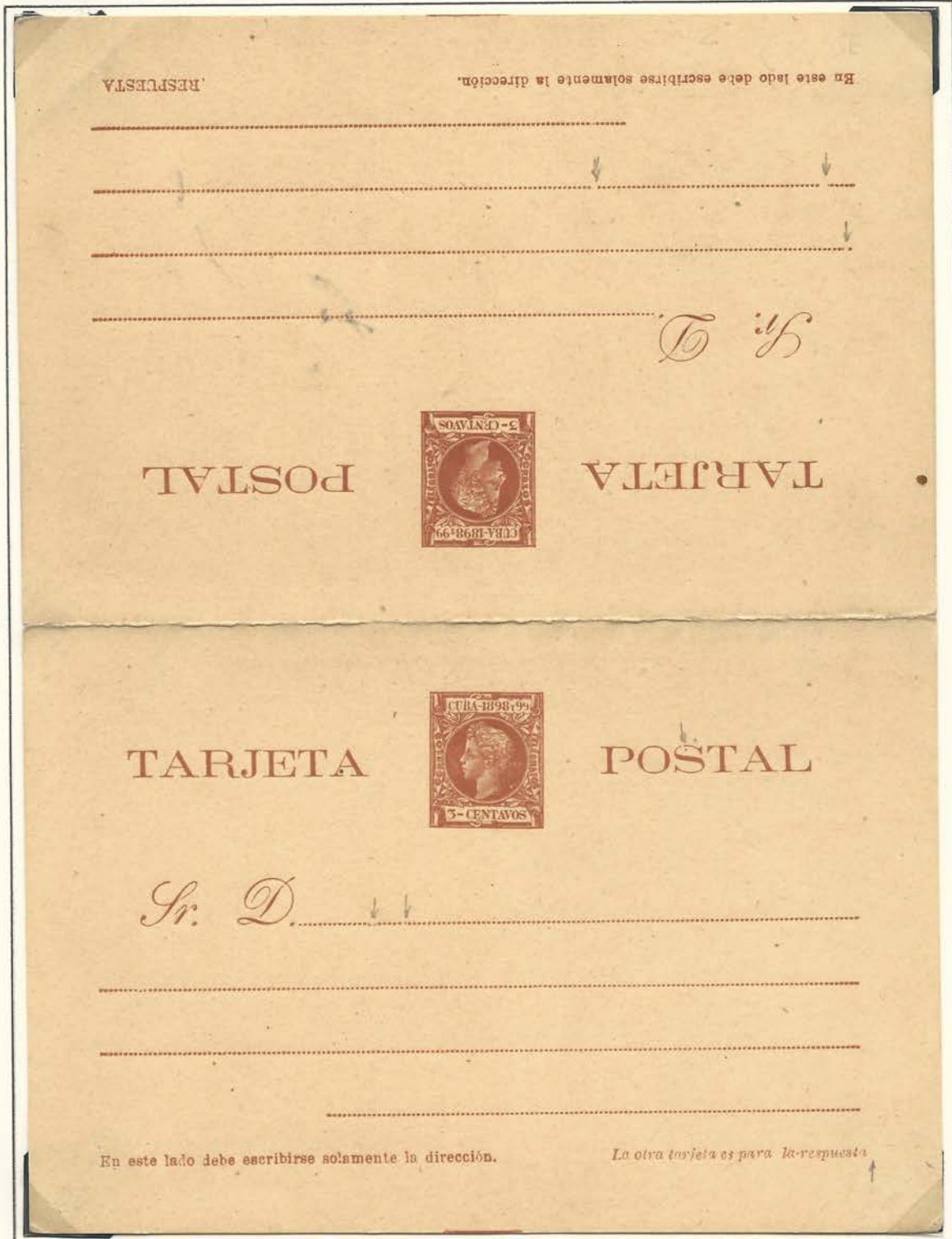
La otra tarjeta es para la respuesta.

Kd 38A  
120E



Double card No. 4 =  
Single card 8 message &  
Single card 10 reply

1898. Alfonso XIII. Cadete.  
3 ctvos. + 3 ctvos., castaño. Cartulina amarilla.  
Tarjeta de ida y vuelta con respuesta pagada.



Ed 38c  
54e